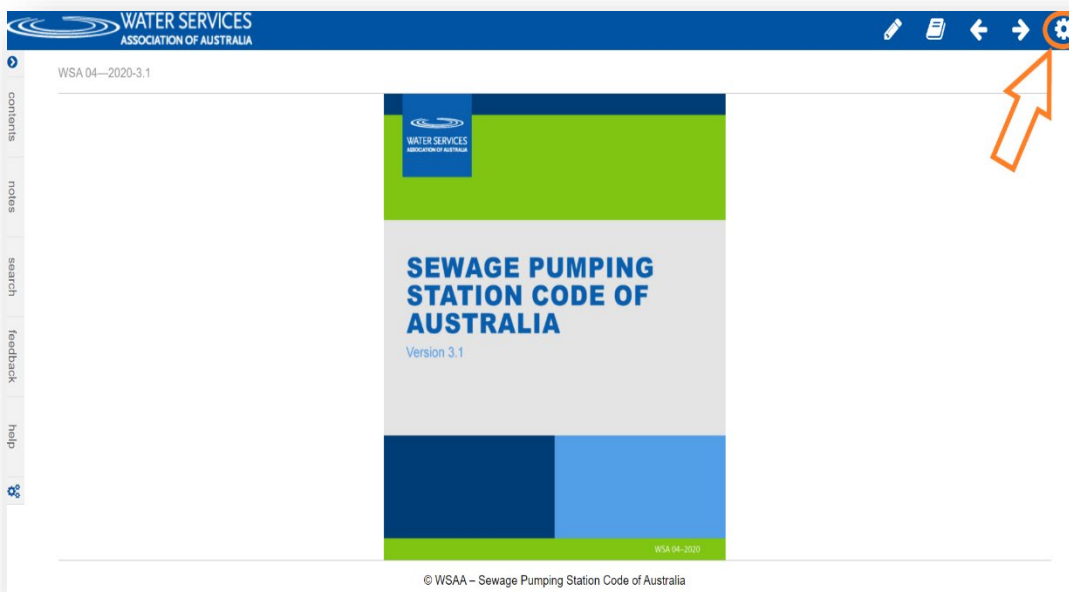
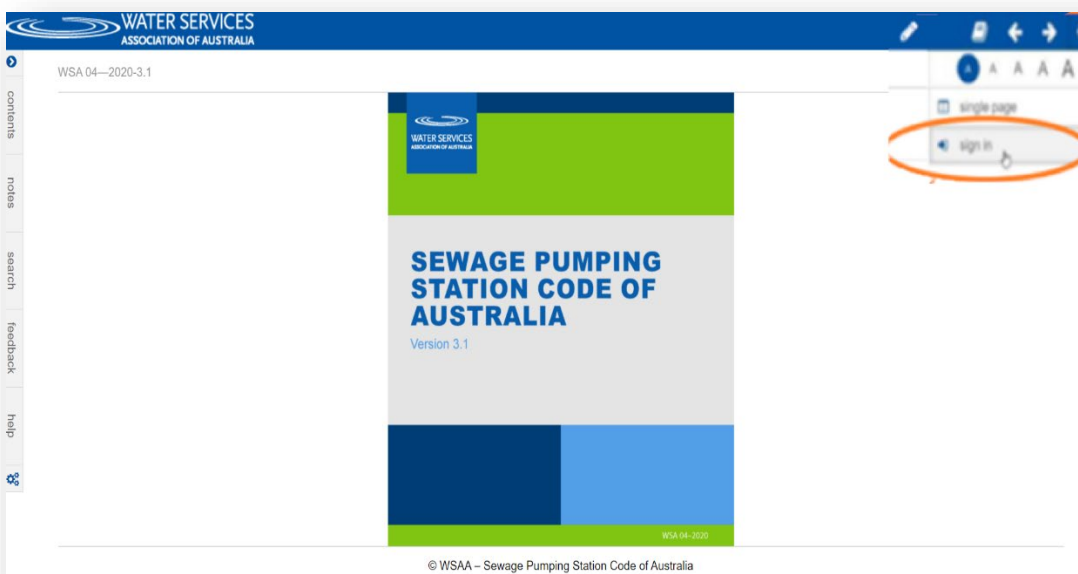


Adding comments to the WSA 04:2021 Sewage Pumping Station Code of Australia Third Edition Version 3.1

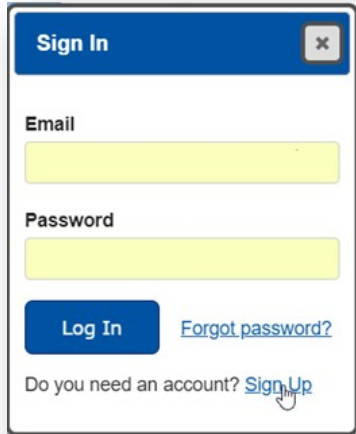
1. From top menu, select settings icon.



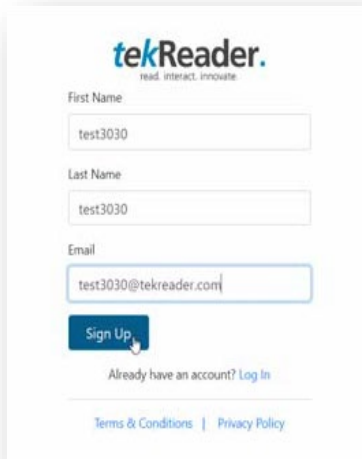
2. Settings sub menu will display, select “sign in”.



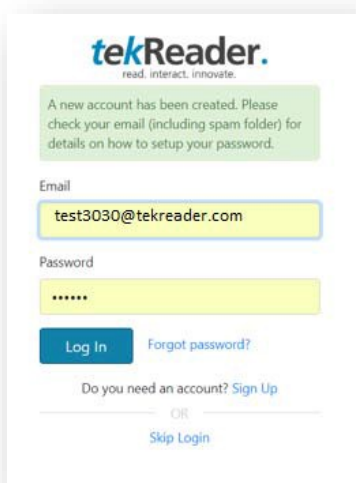
3. A Sign In window is displayed, select "Do you need an account? Sign Up" (unless you already have login details).



A modal window titled "Sign In" with a close button (X) in the top right corner. It contains two input fields: "Email" and "Password", both highlighted in yellow. Below the fields is a blue "Log In" button and a blue link "Forgot password?". At the bottom, it says "Do you need an account? Sign Up" with a blue link "Sign Up" that has a mouse cursor hovering over it.

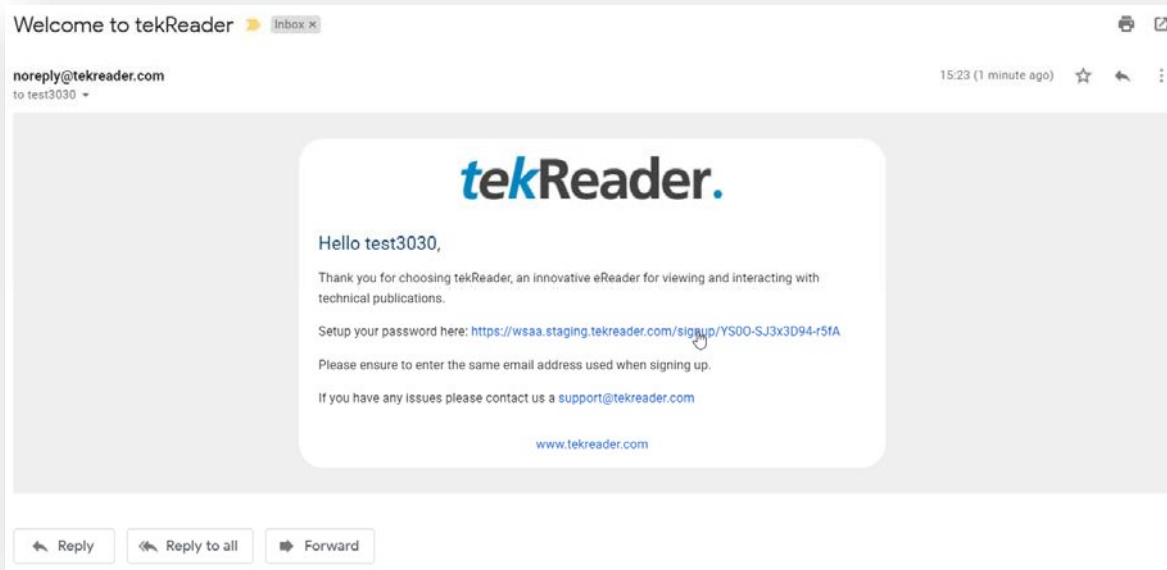


The "tekReader." sign-up form with the tagline "read. interact. innovate." below the logo. It includes input fields for "First Name" (test3030), "Last Name" (test3030), and "Email" (test3030@tekreader.com). A blue "Sign Up" button is highlighted with a mouse cursor. Below the button is the text "Already have an account? Log In" and links for "Terms & Conditions" and "Privacy Policy".



The "tekReader." sign-up confirmation form with the tagline "read. interact. innovate." below the logo. A green message box at the top states: "A new account has been created. Please check your email (including spam folder) for details on how to setup your password." Below this are input fields for "Email" (test3030@tekreader.com) and "Password" (masked with six dots), both highlighted in yellow. A blue "Log In" button and a blue link "Forgot password?" are present. At the bottom, it says "Do you need an account? Sign Up" with an "OR" separator and a blue link "Skip Login".

5. Go to your email, open the email sent from tekReader, and select the link to setup password.



6. The link will direct you to setup your password. Enter the email used to sign up, then enter “New Password” and “Confirm Password”. Select “Save Password” button.

tekReader.
read. interact. innovate.

Email

test3030@tekreader.com

New Password

Confirm Password

Save Password Resend Link?

[Log In](#) | [Sign Up](#)

tekReader.
read. interact. innovate.

Your password was successfully reset, please login below.

Email

test3030@tekreader.com

Password

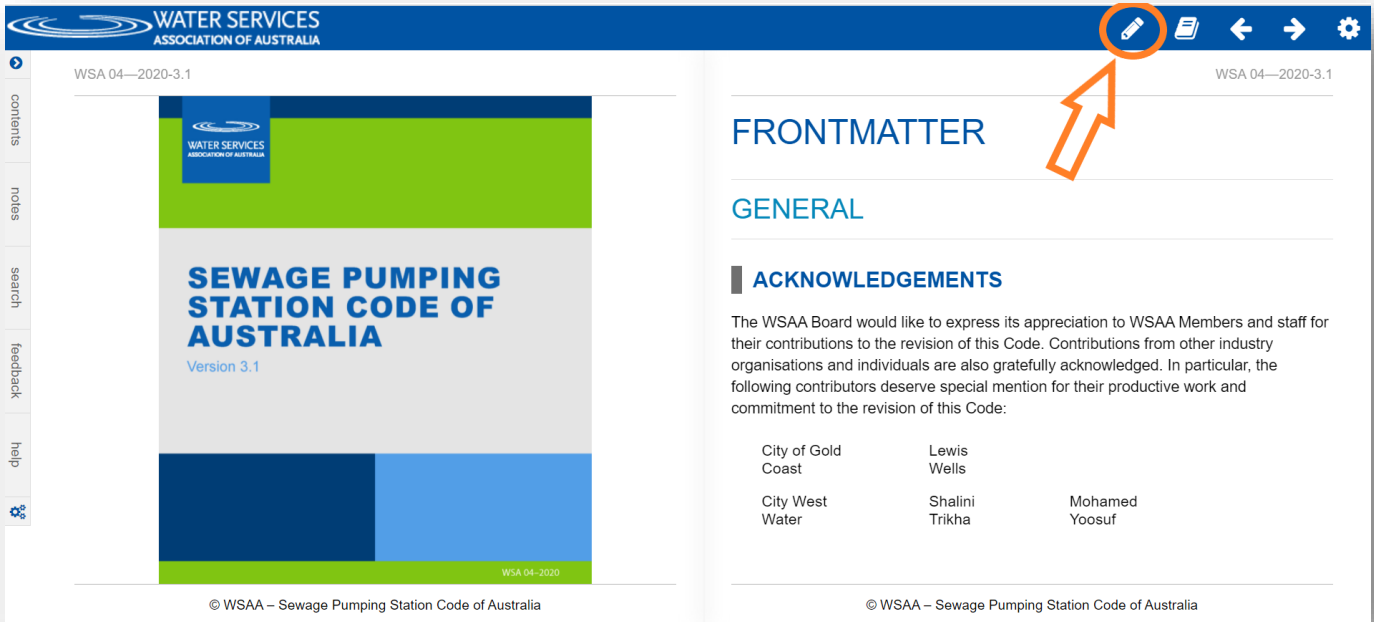
Log In Forgot password?

Do you need an account? [Sign Up](#)

OR

[Skip Login](#)

8. The “Add notes” icon now displays in top menu.



- <https://www.eglootech.com/knowledge/tekreader/#notes-side-menu>
- - information on how to add personal notes
- <https://www.eglootech.com/knowledge/tekreader/#personal-notes>
- - information on how personal notes are stored